


MCU - Duplex or Triplex

Building Heat & Process



**maxi·
therm**[™]
beyond steam[™]



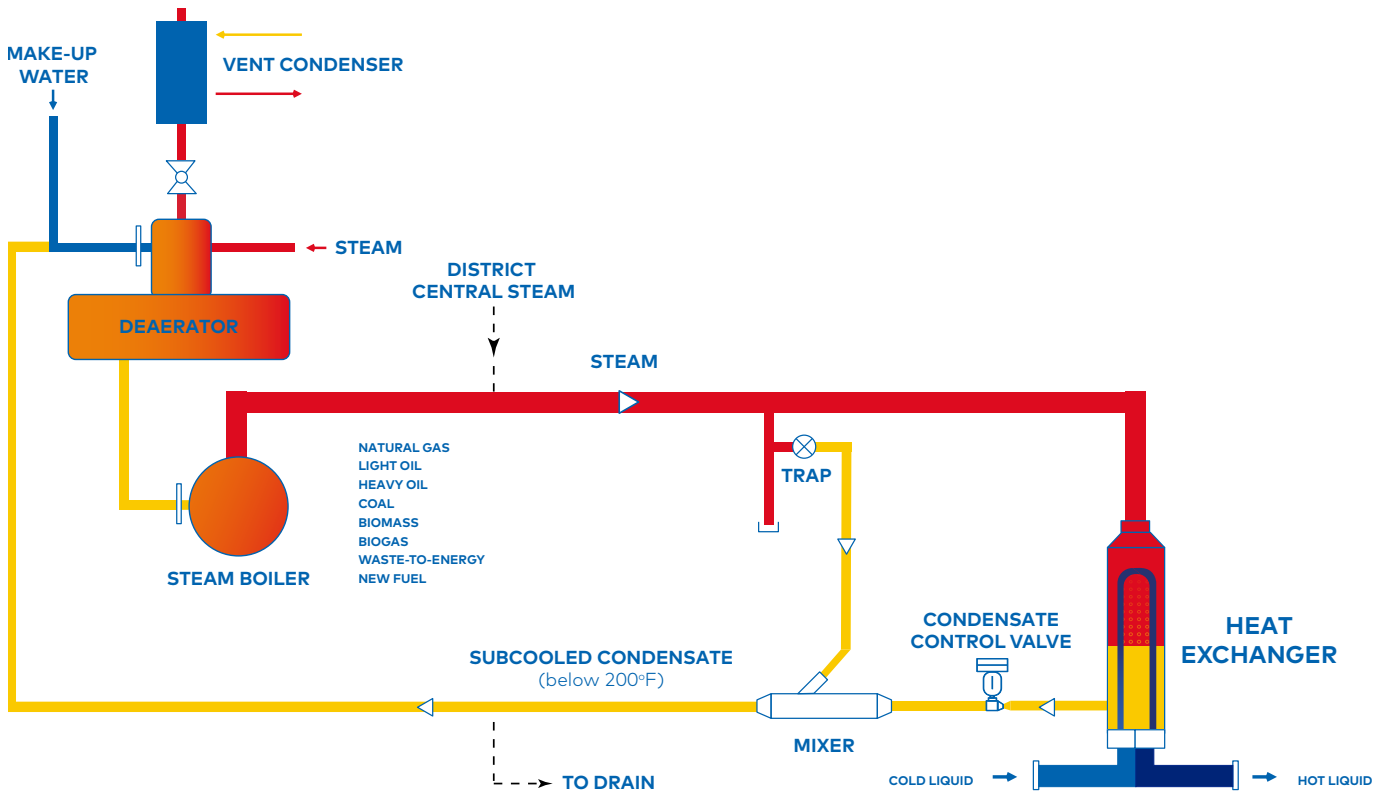
Features

- Two or three U-tube heat exchangers in parallel
- Each heat exchanger has a condensate control valve with subcooling condensate return below 200°F, resulting in a 0% flash return system
- 5% to 8% energy savings and reduction in carbon footprint
- Total install costs will be 20% less than any other method
- Each heat exchanger has an automatic steam start-up and shut-off valve assembly
- Each heat exchanger has a NEMA 4 control panel with an advanced programmable controller, graphic HMI display including BACnet, Lon, Modbus compatibility and remote access. **We are Internet of Things (IOT) ready with a OPC-UA embedded server**
- Liquid stability set point at 2°F

MCU - Duplex or Triplex

Technical Diagram

U.S. PATENT #6,857,467 B2
CAN. PATENT #2,416,353



All Maxi-Therm basic designs do not require:

- Steam pressure reducing station and no steam safety valve to roof
- Condensate return pump station
- Flash tank
- Steam vents to roof