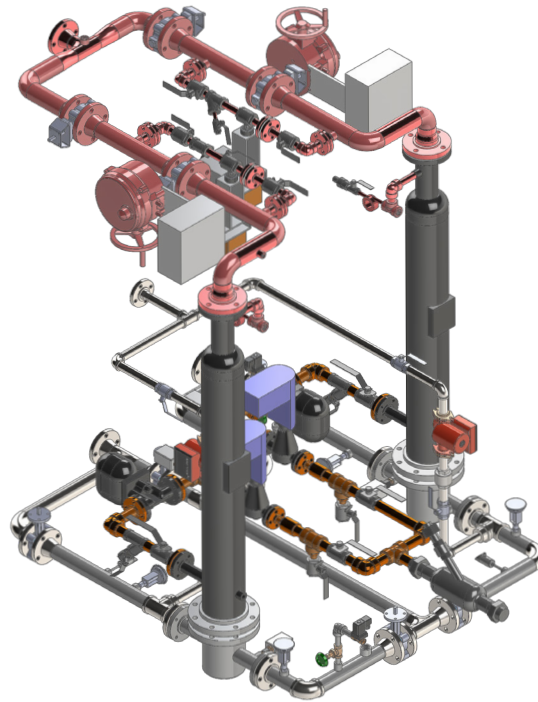



MCU – Duplex Zerolag Feedback | Domestic Hot Water & Process



Features

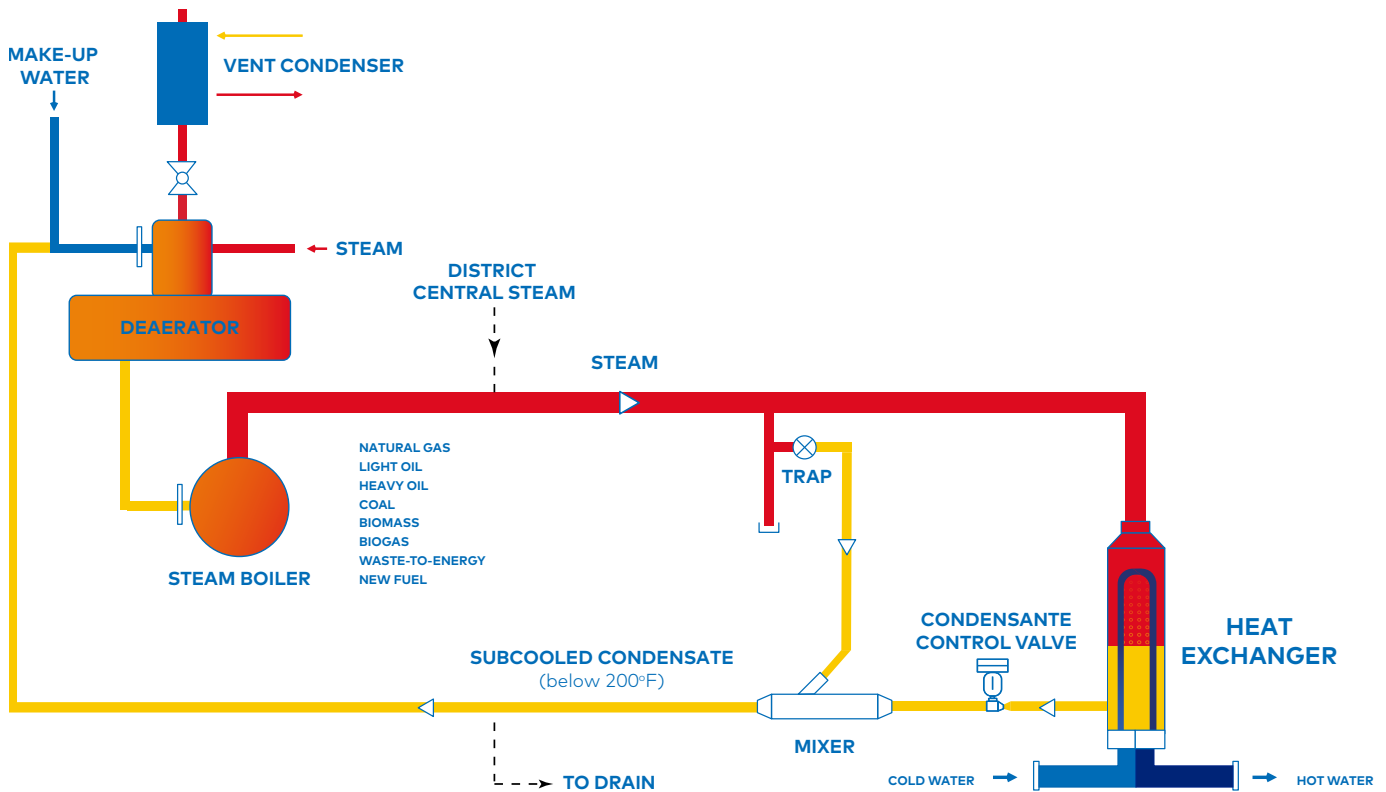
- Two vertical flooded U-tube heat exchangers installed in **SERIES** at 100% of required capacity in US gpm for each heat exchanger
- Each heat exchanger can handle the total load or partial load for a different temperature set point
- Each heat exchanger has a condensate control valve with subcooling condensate return below 200°F, resulting in a 0% flash return system
- 5% to 8% energy savings and reduction in carbon footprint
- Total install costs will be 20% less than any other method
- Each heat exchanger has an automatic steam start-up and shut-off valve
- Each heat exchanger has a NEMA 4 control panel with an advanced programmable controller, graphic HMI display including BACnet, Lon, Modbus compatibility and remote access
- Liquid stability set point at 2°F
- Maintenance on lead lag control is no longer an issue

MCU – Duplex Zerolag Feedback | Technical Diagram



**maxi·
therm™**
beyond steam™

U.S. PATENT #6,857,467 B2
CAN. PATENT #2,416,353



All Maxi-Therm basic designs do not require:

- Steam pressure reducing station and no steam safety valve to roof
- Condensate return pump station
- Flash tank
- Steam vents to roof